

ALCASABLE

EFFETTO SABBBIATO



Alcasable Rame



Alcasable è una pittura decorativa per interni ideata per chi desidera creare ambienti dallo straordinario effetto cromatico. È un prodotto di grande impatto visivo e tattile; le tonalità naturali della sabbia rendono le pareti calde e confortevoli, creando straordinari effetti cromatici.

Il colore si combina in perfetto equilibrio con ciò che ci circonda. Dona eleganza e stile, rendendo gli ambienti un'autentica esperienza sensoriale. È una pittura decorativa facile da applicare e resistente nel tempo.

La particolare composizione a base di copolimeri acrilici, cariche a granulometria selezionata e speciali additivi, conferisce al prodotto esclusivi e luminosi riflessi sabbati. Alcasable viene proposta in due differenti finiture decorative: Alcasable e Alcasable Soft.


SEDUCENTI PASSIONI



R103




R107




R111



R115




R119




R123



R102




R106




R110



R114



R118




R122




R101




R105




R109



R113




R117




R121



R100



R104




R108




R112



R116



R120



ALCASABLE SOFT RAME




ALCASABLE RAME


SUGGESTIONI SAHARIANE




G103



G107




G111



G115



G119




G123



G102



G106




G110



G114



G118



G122



G101



G105




G109



G113



G117




G121




G100



G104




G108



G112



G116



G120



ALCASABLE SOFT GOLD



ALCASABLE GOLD

NUANCES MEDITERRANEE



P103



P107



P111



P115



P119



P123



P102



P106



P110



P114



P118




P122




P101



P105




P109



P113



P117




P121



P100



P104



P108




P112



P116



P120




ALCASABLE SOFT PEARL



ALCASABLE PEARL


GRANELLI DI SABBIA




P128



P133



P138



P143



P148




P153




P127




P132



P137




P142



P147




P152




P126



P131



P136



P141




P146



P151




P125



P130



P135




P140



P145




P150



P124




P129




P134



P139



P144



P149

CHIARO DI LUNA



P158



P163



P168



P157



P162



P167




P156



P161



P166




P155



P160




P165



P154



P159




P164

EFFETTI LUMINESCENTI



ALCASABLE SOFT PEARL P129 + DIAMOND ARGENTO



ALCASABLE SOFT PEARL P144 + FRAMMENTI METALLICI



ALCASABLE SOFT PEARL P146 + DIAMOND OLOGRAFICO



ALCASABLE SOFT PEARL P141 + DIAMOND ORO

DESCRIZIONE

ALCASABLE-ALCASABLE SOFT è una pittura decorativa all'acqua per interni, perlescente, di facile applicazione. La particolare composizione, a base di copolimeri acrilici, cariche a granulometria selezionata e speciali additivi, conferisce al prodotto esclusivi e luminosi riflessi di sabbia.

Per lo straordinario effetto cromatico è particolarmente indicato per impreziosire le superfici interne. Viene proposta in tre differenti basi: RAME, GOLD E PEARL.

PREPARAZIONE DEL SUPPORTO

Verificare che il supporto sia perfettamente asciutto e ben stagionato, pulito e liscio. Controllare che eventuali pitturazioni esistenti siano perfettamente ancorate al supporto. Preparato il supporto applicare con pennello o a rullo a pelo corto, due mani di ISOLCOPREX INTERIOR, la prima diluita con il 50-100% di acqua e la seconda con il 20-30% di acqua, preferibilmente della stessa tonalità di ALCASABLE-ALCASABLE SOFT. Attendere almeno 6 ore tra una mano e l'altra. Dopo almeno 12 ore applicare ALCASABLE-ALCASABLE SOFT.

APPLICAZIONE ALCASABLE

Applicare a pennello, operando a tratti alternati e incrociati e avendo cura di evitare accumuli, una mano di ALCASABLE diluita con max 5% di acqua. Ripassare il pennello scarico al fine di orientare le particelle ed ottenere il disegno e l'effetto desiderato.

- DILUIZIONE Aggiungere al massimo 5% di acqua
- RESA TEORICA 7-8 mq/lt per 1 strato
- NUMERO MANI CONSIGLATE 1 mano
- METODO APPLICATIVO spalter.

APPLICAZIONE ALCASABLE SOFT

Applicare a pennello, operando a tratti alternati e incrociati e avendo cura di evitare accumuli, una mano di ALCASABLE SOFT diluita con max 10% di acqua. Dopo circa 4 ore applicare la seconda mano, diluita con max 10% di acqua, con la stessa tecnica. Ripassare il pennello scarico al fine di orientare le particelle ed ottenere il disegno e l'effetto desiderato.

- DILUIZIONE Aggiungere al massimo 10% di acqua
- RESA TEORICA 8-10 mq/lt per 2 strati
- NUMERO MANI CONSIGLATE 2 mani
- METODO APPLICATIVO spalter.

DESCRIPTION

ALCASABLE AND ALCASABLE SOFT decorative water based paint for interiors, pearlescent, easy to apply. Its particular composition, based on acrylic copolymers, selected particle size fillers and special additives, gives the product unique and bright sand reflections.

For its outstanding chromatic effect it is particularly suited for embellishing the interiors. It is offered in three finishes – COPPER, GOLD and PEARL.

PREPARING THE SURFACE

Make sure the surface is perfectly dry, clean, smooth and well-seasoned. Check that any existing paint is perfectly anchored to the surface. Having prepared the surface, apply with a brush or short hair roller, two coats of ISOLCOPREX INTERIOR the first diluted with 50-100% water and the second with 20-30% water, preferably with the same hue as ALCASABLE-ALCASABLE SOFT. Wait at least 6 hours between coats. After at least 12 hours apply ALCASABLE ALCASABLE SOFT.

ALCASABLE APPLICATION

Apply by brush, working with alternated and crossed strokes and taking care to avoid accumulations, a coat of ALCASABLE PEARL diluted with max 5% of water. Wipe the discharged brush in order to guide the particles and obtain the desired design and effect.

- DILUTION Add at most 5% of water
- THEORETICAL YIELD: 7-8 sq.m/L for 1 layer
- NUMBER OF COATS RECOMMENDED 1 coat
- APPLICATION METHOD spalter.

ALCASABLE SOFT APPLICATION

Apply by brush, working with alternated and crossed strokes and taking care to avoid accumulations, a coat of ALCASABLE SOFT diluted with max 10% of water. After approximately 4 hours apply the second coat, diluted with max. 10% water, with the same technique. Wipe the discharged brush in order to guide the particles and obtain the desired design and effect.

- DILUTION Add at most 10% of water
- THEORETICAL YIELD 8-10 sq.m/L for 2 layer
- NUMBER OF COATS RECOMMENDED 2 coats
- APPLICATION METHOD spalter.



Zona Industriale ASI Aversa Nord
81032 Carinaro (CE) | tel. 081 502 61 84
www.alcasitalia.it | info@alcasitalia.it



@alcasitalia